



**2019**

**2019-082**

**2019 08**

)

(



**50%**

<b>2019</b>	.....	<b>1</b>
	.....	<b>1</b>
	.....	<b>4</b>
	.....	<b>6</b>
	.....	<b>10</b>
	.....	<b>14</b>
	.....	<b>15</b>
	.....	<b>16</b>
	.....	<b>17</b>
	.....	<b>18</b>
	.....	<b>19</b>
	.....	<b>76</b>

		2019 1 1 2019 6 30
		2019 6 30
		Eaglerise E&E(USA), Inc.
		Eaglerise E&E Inc.
		Eaglerise Power Systems Inc.
		Sunrise Power Transformers GmbH
E&R LLC		E&R LLC
		( )

			002922
		EAGLERISE ELECTRIC & ELECTRONIC (CHINA) CO., LTD	
		EAGLERISE CHINA	

	4	4
	0757-86256898	0757-86256898
	0757-86256768	0757-86256768
	jeremychenin@eaglerise.com	judy.chen@eaglerise.com

1

2018

2

2018

---

	572,794,715.43	489,268,066.82	17.07%
	18,760,309.90	17,743,248.15	5.73%
	10,461,059.65	9,923,029.94	5.42%
	40,402,765.42	22,168,642.00	82.25%
/	0.14	0.13	7.69%
/	0.14	0.13	

---

	409,500.78	
	1,457,270.03	



1 LED

LED			LED		LED		LED	
	2020			LED	2030			LED
	LED		LED				LED	(GGII)
2018	LED		403	2020	LED		488	2017
	LED		245	23.7%	GGII		LED	
	LED			2018	LED			
280	14.3%	2020	LED			348	LED	

2

4.0

3

2018

1


	79,506,826.00	
	69,827,283.46	
	12,083,150.07	6,443,358
	ERP/APS/WMS/MES	4,960,754.73
	39,167,272.69	
	31,596,928.31	
	69,827,283.46	

2

--	--	--	--	--	--	--	--	--

13405  
 Benson Ave  
 17,961,932.9 Chino  
 3 California  
 USA

3

LED

LED

LED

ISO9001 2015

ISO14001 2015

IECQ QC080000:2017

IATF16949:2016

LED

4

5

2019

2019

572,794,715.43

17.07%

18,760,309.90

5.73%

40,402,765.42

82.25%

	572,794,715.43	489,268,066.82	17.07%	130.24%
				323.51%
	444,405,939.93	376,576,587.42	18.01%	
	35,809,114.26			

				-288,944,000.49
	-3,369,667.19	-371,224,878.50	-99.09%	
				19,104,049.95
				15,252,963.81
				34,357,013.76

	572,794,715.43	100%	489,268,066.82	100%	17.07%
	567,816,836.38	99.13%	486,133,054.04	99.36%	16.80%
	4,977,879.05	0.87%	3,135,012.78	0.64%	58.78%
	254,807,619.00	44.48%	243,486,704.09	49.77%	4.65%
	147,654,522.74	25.78%	115,503,912.62	23.61%	27.84%
	65,974,879.87	11.52%	62,651,804.66	12.81%	5.30%
	104,357,693.82	18.22%	67,625,645.45	13.82%	54.32%
1					
	178,647,754.10	31.19%	152,665,007.60	31.20%	17.02%
	109,063,765.75	19.04%	89,489,556.85	18.29%	21.87%

8,333,427.22

	99,336,786.91	17.34%	120,031,003.00	24.53%	-17.24%
	117,053,615.26	20.44%	48,299,653.76	9.87%	142.35%
	53,946,310.50	9.42%	66,290,389.34	13.55%	-18.62%
	6,413,055.69	1.12%	7,816,889.69	1.60%	-17.96%

10%

	567,816,836.38	439,011,834.42	22.68%	16.80%	17.20%	-0.27%
	4,977,879.05	5,394,105.51	-8.36%	58.78%		

142.35%

WAGO



	76,222,881.85	5.44%	25,747,272.38	2.08%	3.36%	k11111
	145,015,600.00	10.34%	102,377,250.00	8.26%	2.08%	
	0.00		556,882.53	0.04%	-0.04%	

---


677,502,909.25	735,007,985.70	-7.82%
----------------	----------------	--------

2

69,420

3

4



---

	--	--	--	56,072,909.25	156,378,246.57	--	--						



	LED	2018 6
	2019 3	LED
	2019 6 30	2020 6 30

---

		www.cninfo.com.cn) 2019
--	--	----------------------------

9

1

2

10%

--	--	--	--	--	--	--	--	--

			150,000,000.	138,522,816.	366,550,802.	50,397,309.6	-4,675,566.9	-4,435,096.0
			00	56	41	3	9	3
Eaglerise E & E Inc			78.35	26,238,504.5	-7,532,708.3	55,282,110.9	-7,454,388.9	-7,580,281.5
				4	7	2	3	3


2019 1-9

@






--	--	--	--	--	--	--



6  
 2017 12 2017 12  
 20 29 29 2020  
 12 29

6

6



				2017 12 29	2017 12 29 2018 12 29
			2	2017 12 29	2018 12 29 2020 12 29
			40%		
				2017 12 29	2017 12 29 2018 12 29
			2	2017 12 29	2018 12 29 2020 12 29

			40%			
				2017 29	12	2017 29 12

6


20

6

---


--	--	--	--	--	--	--





29

29



---



--	--	--	--	--	--	--

2017

				2		
				2017 12 29		

				2017 12 29	2017 12 29 2020 12 29	
			1	2017 12 29		

			2			
			3			
			4			
			5			
			6			



2019

1 2019 04 10 > < 2019 >

< 2019

2 2019 04 10 2019 2019 2019

3 2019 04 15 OA

2019

2019  
04 15 2019 04 24 10

2019 05 10

2019

4 2019 05 15 2018  
>

<  
2019

<  
2019

2019

>

2019

6

5 2019 06 12  
2019

2019

2019 6 28 2019  
252.86

2019 07 02

73

1

2

3

4

5







2019

1 2019 04 10

>

<  
2019

<  
2019

2019

>

2 2019 04 10

2019

2019

2019

3 2019 05 15

2018

>

<  
2019

<  
2019

2019

>

2019

6

4 2019 06 12

2019

2019

2

	60,089,750	0	0	60,089,750		2020 12 29
	23,361,450	23,361,450				2019 01 30

5,642,400 5,642,400

	3,712,228	3,712,228				2019 01 30
	3,712,228	3,712,228	2,784,921	2,784,921		2019 01 30
	2,474,819	2,474,819				2019 01 30

2019

73

10	3							
		16.14%						
10								
								22,041,587
								4,322,501
								3,342,200

252.86


2019 07 02

131,992,875

134,521,475

131,992,875













		498,200.00
	300,000.00	
	267,652,230.40	214,312,643.54
	7,156,355.72	6,603,912.78
	22,378,636.10	33,012,725.00
	7,426,367.03	5,991,268.51
	43,334,660.51	11,628,028.09
	724,397.55	506,631.69

---

	9,939,807.35	10,080,701.21
	2,680,080.34	2,698,525.62
	12,619,887.69	12,923,780.10
	506,524,954.09	445,205,819.16

	12,184,028.92	
	37,495.50	299,202.41
	243,963,496.74	164,186,365.85
	66,246.58	624,612.07
	85,329,039.15	130,255,664.46



---

	134,521,475.00	131,992,875.00
	507,398,046.18	486,486,524.18
	23,440,122.00	



---

	303,541.16	293,776.38
1.		
2.		
3.		

---

	0.14	0.13
	0.00	0.00

4

	2019	2018
	474,089,348.84	415,402,277.46
	404,774,441.86	

	118,551.91	650,400.32
“ ”	22,703,169.73	19,290,831.03

---

	22,240,584.53	19,713,577.30

**5**

	2019	2018
	592,062,464.71	581,738,190.31

---

	119,894,005.88	122,127,905.00
	17,780,956.73	19,912,694.87
		48,796,567.71
	588,194,418.52	606,425,398.64

		15,252,963.81
	149,459,043.99	183,816,057.75
	-14,613,171.99	-104,427,657.75
	217,846.24	-21,862.26
	-3,369,667.19	-371,224,878.50
	157,913,626.30	538,644,813.68
	154,543,959.11	167,419,935.18

## 6

	2019	2018
	492,601,870.98	467,197,507.63
	16,732,877.24	29,164,604.62
	5,665,027.22	7,330,994.16
	514,999,775.44	503,693,106.41
	372,143,820.96	389,297,792.64
	72,805,712.26	78,381,088.88
	6,110,148.14	3,051,299.31
	96,209,815.67	217,028,309.08
	547,269,497.03	687,758,489.91
	-32,269,721.59	-184,065,383.50
	466,600,000.00	359,660,377.36
	23,350,809.78	22,656,510.96
		426,300.87
	489,950,809.78	382,743,189.19
	16,561,955.10	8,161,140.95

|

|














2



| |



“ ” “ ” “ ”

4406001006320  
 1999 10 15  
 50 2005 12 26  
 ( " ") 2007 8 31  
 2007 12 28 91440600719208822U  
 2017 12 29 13,452.1475 1

A3

4

2019 08 21

LED

13 1 “ ”

1

33 76 2006 2 15 42  
 “ ”  
 15 — 2014

2

12

25“ ”  
”

28“

**1**

2019 6 30

2019 1-6  
2014

15

**2**

1 1 12 31

**3**

12

**4**

EAGLERISE E & E (USA), INC. “ ” EAGLERISE E & E, INC. “ ”  
EAGLERISE POWER SYSTEMS INC. “ ” E&R LLC “ ”  
POWER TRANSFORMERS GMBH “ ” ( ) SUNRISE  
“ ”

12

12

19

33 ——  
“ ” “ ”  
“ ”

“ ”

5

15“

2012  
6 2  
”

6

1

2

“

”

2 —  
15“

22 —

” 9“ ”

“

15 2 “

”

“

”

“

”

9

1

2

3

4

5

§

)

7

8

“ ”

12

12

12

**10**

0

11


12

13

12


14

1

2

3

4

5

**15**

9“ ”

1







3

20“ ”

20

21

22

1

2

3

4

23

1

2

3

24

1

/

2

3

25

1

2

3

4

**26**

3

4

28

1

2

3



2019

2018

2019 1 1

2019 1 1

A

a

2018 12 31			2019 1 1		
		26,554,019.27			
		202,140,771.40			
		255,008,780.51			

b

2018 12 31			2019 1 1		



---

--	--	--	--	--

13,094,851.36

			0.00	
				164,186,365.85
	173,422,372.31			
			171,300,000.00	
				2,122,372.31
	498,200.00			
		498,200.00		
				0.00
	0.00			
		498,200.00		
				498,200.00

0.00

---

	5,683,520.62	0.00	0.00	5,683,520.62
	2,824,488.13	0.00	0.00	2,824,488.13
	0.00	0.00	0.00	0.00

D 2019 1 1

2018 12 31		192,469,953.91		

---


	4,559,149.66	4,559,149.66	
	6,774,429.24	6,774,429.24	
	513,687,044.26	513,687,044.26	
	1,342,161,905.63	1,342,161,905.63	
	158,998,250.00	158,998,250.00	
	498,200.00		-498,200.00
		498,200.00	498,200.00

---

	144,553.27	144,553.27	

	94,833,676.07	94,833,676.07	
		171,300,000.00	171,300,000.00
	26,554,019.27	11,778,625.64	-14,775,393.63
	215,330,369.68	215,330,369.68	
		14,775,393.63	14,775,393.63
	299,202.41	299,202.41	
	164,186,365.85	164,186,365.85	
	624,612.07	624,612.07	
		0.00	
	130,255,664.46	130,255,664.46	
	173,422,372.31	2,122,372.31	-171,300,000.00
	804,881,670.05	804,881,670.05	
	309,093,915.11	309,093,915.11	
	68,160,841.82	68,160,841.82	



12,674,287.82

---




5% 7%

GR201736000324 2016  
 15%  
 2018 11 28  
 GR201844001832 2018  
 15%

3

2019 1 3 16%  
 [2019]39 2019 4 1  
 13% 2019 4 1 2021 12 31  
 10%

1

	118,030.19	67,488.91
	154,425,928.92	157,846,137.39
	854,184.00	

3

1

	17,549,511.36	11,578,625.64
	123,000.24	200,000.00
	0.00	0.00
	17,672,511.60	11,778,625.64

	17,672,511.60	100.00%	0.00	0.00%	17,672,511.60	11,778,625.64	100.00%	0.00	0.00%	11,778,625.64

17,549,5

11.36

	17,549,511.36	0.00	0.00%
	123,000.24	0.00	0.00%
	17,672,511.60	0.00	--

0


2

		19,785,038.80	
--	--	---------------	--



5,048,21

5.03



	6,862,019.77	715,508.68	0.00	395,894.14	7,181,634.31
	6,862,019.77	4,754,080.70	0.00	395,894.14	11,220,206.33

--	--	--	--

3

	395,894.14

American enTechnology		251,863.28			

140,960.86

	14,775,393.63	12,234,028.92	14,775,393.63	12,234,028.92
	14,775,393.63	12,234,028.92	14,775,393.63	12,234,028.92


6

1

1	264,982.56	99.79%	391,159.67	100.00%
1 2	546.09	0.21%	0.00	0.00%
	265,528.65	--	391,159.67	--

1

1

2

213,966.46

	66,246.58	1,031,031.24
		0.00
	11,761,175.48	12,063,820.12
	11,827,422.06	13,094,851.36

**1**

1

	66,246.58	1,031,031.24
	0.00	0.00
	66,246.58	1,031,031.24

**2**

1

	2,025,901.88	3,569,151.54
	3,608,291.46	2,886,290.87
	6,960,360.99	5,929,171.74
	1,000,000.00	1,000,000.00
	1,255,014.69	1,967,324.56
	-3,088,393.54	-3,288,118.59
	11,761,175.48	12,063,820.12

2

	12	( )	( )	
2019 1 1		3,288,118.59		

1	1	11,914,008.67
	6	11,680,687.67
7-12		233,321.00
1	2	72,645.77
2	3	68,660.00
3		2,794,254.58
3	4	2,794,254.58
		14,849,569.02

3

	3,288,118.59	-199,725.05	0.00	3,088,393.54
	3,288,118.59	-199,725.05	0.00	3,088,393.54

--	--	--

4

		6,960,360.99	1-6	46.87%	139,207.22
		1,000,000.00	3	6.73%	1,000,000.00
		1,000,000.00	3	6.73%	1,000,000.00
		317,222.66	1-6	2.14%	6,344.45
		213,280.00	3	1.44%	213,280.00

	--	9,490,863.65	--	63.91%	2,358,831.67
--	----	--------------	----	--------	--------------

8

1

	53,675,317.51	2,083,855.65	51,591,461.85	43,303,050.85	2,490,046.39	40,813,004.46
	30,752,060.35	0.00	30,752,060.35			

---

--	--	--	--

3	0.00				
	0.00				
3.	0.00	411,533.50	9,586.41	703,194.83	1,124,314.74
1		411,533.50	9,586.41	703,194.83	1,124,314.74
4.	384,877,520.99	111,330,072.71	6,906,805.48	67,257,395.79	570,371,794.97
1.	50,591,533.62 €				

---

	72,757,765.53	
--	---------------	--

	125,019,419.25	

16,195,886.14

19,626.00

125,019,419.25

44100620170002037

2019 6 30

	0.00	0.00	0.00	1,762,863.47	0.00	1,762,863.47
-Altium 3	101,946.90	0.00	101,946.90	0.00	0.00	0.00
SMT	456,637.17	0.00	456,637.17	0.00	0.00	0.00

	4,550,00 0.00		3,640,00 0.00	0.00	0.00	3,640,00 0.00	80.00%	80.00%	0.00	0.00		
		1,762,86 3.47		1,762,86 3.47		0.00		-	0.00	0.00		
-Altium 3		0.00	101,946. 90	0.00	0.00	101,946. 90		-	0.00	0.00		
SMT		0.00	456,637. 17	0.00	0.00	456,637. 17		-	0.00	0.00		
	164,910, 700.00	115,390, 154.54	32,422,8 74.24	71,590,1 46.93	0.00	76,222,8 81.85	--	--	0.00	0.00		--

12

1

1.	44,576,985.00	11,669,300.00	17,969,016.84	74,215,301.84
2.	6,446,358.00			



13

1

	679,233.37	0.00	0.00	0.00	0.00	679,233.37
	679,233.37	0.00	0.00	0.00	0.00	679,233.37

14

	641,344.22	0.00	641,344.22	0.00	0.00
	641,344.22	0.00	641,344.22	0.00	

15

/

1

	13,770,798.81	2,181,448.12	16,176,170.12	2,427,335.36
	9,982,980.73			

	10,210,637.50	2,552,659.37	10,794,102.50	2,698,525.62
	805,533.39	127,420.97	0.00	0.00
	11,016,170.89	2,680,080.34	10,794,102.50	2,698,525.62

	18,025,938.12	6,774,429.24
	18,025,938.12	6,774,429.24

17

1

	43,171,200.00	63,668,050.00
	20,000,000.00	0.00
	61,844,400.00	75,330,200.00
	20,000,000.00	0.00
	0.00	20,000,000.00
	145,015,600.00	158,998,250.00

900.00

126,659,280.57

16,401,330.82

44100620170002037

19,626.00

**18**

	300,000.00	498,200.00
	300,000.00	498,200.00

---

	7,156,355.72	6,603,912.78

---

1	0.00	4,293,139.79	4,293,139.79	0.00
2	0.00	247,321.36	247,321.36	0.00
3	0.00	0.00	0.00	0.00
	0.00	4,540,461.15	4,540,461.15	0.00

/

Ã





2019 6 12	2019				
2019 6 12	9.27 /			252.86	
	“ ”	131,992,875.00	134,521,475.00	“ ”	20,911,522.00
	23,440,122.00	“ ”			

## 28

	484,256,534.97	20,911,522.00	0.00	505,168,056.97
	484,256,534.97	20,911,522.00	0.00	505,168,056.97


2019 6 12	2019				
2019 6 12	9.27 /			252.86	
	“ ”	131,992,875.00	134,521,475.00	“ ”	20,911,522.00
	23,440,122.00	“ ”			

## 29

	0.00	23,440,122.00	0.00	23,440,122.00
	0.00	23,440,122.00	0.00	23,440,122.00

2019 6

---

	30,689.11	326,580.8 3	0.00	0.00	303,541.1 6
---	-----------	----------------	------	------	----------------



	686,259.07	862,034.08
	271,370.98	279,278.46
	4,678,708.08	3,411,353.70
	35,809,114.26	41,198,809.75

**36**

	16,146,882.65	12,963,656.31
	3,481,095.78	2,700,671.09
	1,088,658.14	1,206,394.71
	2,825,930.77	2,098,366.47
	3,534,895.80	2,532,097.07
	4,100,503.81	2,506,642.42
	31,177,966.95	24,007,828.07

**37**

	11,584,784.64	12,431,524.55
	13,986,933.32	9,352,052.57
	1,464,289.58	1,764,965.66
	2,299,629.70	1,234,633.04
	602,125.55	553,651.12
	29,937,762.79	25,336,826.94

**38**

--	--	--


---

	-680,173.67	677,426.59
	307,428.22	345,746.36
	3,180,740.46	3,014,773.79

---

	-4,554,355.65	
--	---------------	--

						41,391.18	41,391.18	
						9,859.50	41,391.18	
						27,499.98	27,499.98	
						62,143.20	62,143.20	
						47,539.38	0.00	



						120,000.00	0.00	
						5,185,718.21	172,425.54	

46

	252,126.75	688,241.42	252,126.75
	49,777.20	90.09	49,777.20
	301,903.95	688,331.51	301,903.95

47

1

	4,580,214.17	3,417,312.41
	147,811.71	-313,030.60
	4,728,025.88	3,104,281.81

2

	22,953,877.20
/	3,443,081.60

	2,168,792.08
	4,728,025.88

48

30

49

1

	195,644.92	767,553.11
	5,044,824.35	3,212,798.36
	10,088,287.34	1,798,940.59
	15,328,756.61	5,779,292.06

2

--	--

50

1

1	--	--
	18,225,851.32	

---


165.62
860.41
102.25
400.00
200.00
505.63

	3,311,292.69		41,391.18
	243,300.00		243,300.00
	788,761.00		9,859.50
2018	4,283,780.57		4,283,780.57
	47,539.38		47,539.38
2017	53,204.40		53,204.40
	550,000.00		27,499.98
	6,214,320.00		62,143.20
	97,000.00		97,000.00
2018	200,000.00		200,000.00
	120,000.00		120,000.00
	15,909,198.04		5,185,718.21

**1**

**1**


Transformers GmbH						
				70.00%		
				70.00%		
				100.00%		
				100.00%		
				100.00%		
				100.00%		
E&R LLC					100.00%	

	83.31	9	85.80	54.06		54.06	53.76	9	35.35	14.97	27	68.24
--	-------	---	-------	-------	--	-------	-------	---	-------	-------	----	-------

	23,528,239.37	683,165.70	683,165.70	-116,408.80	17,728,522.14	-447,358.37	-447,358.37	-358,274.18



2019

2

1

3

	5%

	20,000,000.00	2018 12 26	2019 12 25	
	50,000,000.00	2019 06 30	2019 09 30	
	9,316,000.00	2015 02 10	2020 02 05	
	794,000.00	2014 07 14	2019 07 05	

**2**

--	--	--	--	--


1,565,850.11

2019

>

×

**2**



1

2019 6 30

2

1

1

1

1

1

	261,843, 229.43	100.00%	5,943,21 5.47	2.27%	255,900,0 13.96	221,013,8 90.30	100.00%	5,683,520 .62	3.57%	215,330,36 9.68



1	1	259,175,129.48
	6	258,504,750.91
7-12		670,378.57

3

	144,030.86

		140,960.86			
	--	140,960.86	--	--	--

4

57,435,538.93 21.94 %

1,148,710.78

2

	66,246.58	624,612.07
		0.00
	243,897,250.16	163,561,753.78
	243,963,496.74	164,186,365.85

1

1

	66,246.58	624,612.07
	66,246.58	624,612.07

2

2

1

		54,831.23	1,354,831.23
		2,722.14	155,300,875.37
		27,024.30	2,629,048.92
		47,068.71	5,340,788.31
		00,000.00	1,000,000.00
		0.00	760,698.08
		44,396.22	-2,824,488.13
		243,89	163,561,753.78

2

	12			
		( )		
		2,824,488.13	0.00	0.00
		0.00		

---

1	1	243,692,903.15
	6	243,589,204.15
7-12		103,699.00
1	2	70,352.00
2	3	59,360.00
3		2,719,031.23
3		

		1,000,000.00	3	0.41%	1,000,000.00
		1,000,000.00	3	0.41%	1,000,000.00
	--	242,123,878.79	--	98.21%	2,112,941.37

**3**

---

	1					
--	---	--	--	--	--	--

4

---

	458,531,340.61	388,864,243.42	400,828,099.91	339,811,340.35
	15,558,008.23	15,910,198.44	14,574,177.55	13,897,130.58

---

	409,500.78	

